

BASICS

EDGE



EDGE is a simple yet versatile panel designed for installation without drilling or cutting. The panel is made entirely of metal, with a single-color finish, and designed to not protrude beyond the rear edge of the table while occupying minimal space on the surface. EDGE offers several installation options (edge of the table with fixed or adjustable attachment, furniture edge with full backs, under the tabletop, under kitchen cabinet or hanging furniture) in three sizes and a range of configurations, including sockets, high-power USB charging and combinations of connectors.

- User-friendly design without sharp edges
- Four different panel installation/holding options
- Available with USB-A QC & USB-C 60W PD
- Minimum possible panel footprint on the desk
- Full metal body with durable coating
- Supports wide range of socket standards



FRENCH type E SCHUKO type F UNI-VERSAL ITALY type L DENMARK type K SWISS type J GB type G US type B

EDGE XS


EDGE XS in configuration with 2 sockets or 1 socket and USB-C/A charging



Dimensions (mm)	Weight (g)	Product package (mm / kg)
130 × 90 × 72	980	220 × 200 × 100 / 1,2
Number of sockets	USB-C/A 60W charging	Power cables
1 - 2	0-1	2.9m, ending with a plug 25cm WIELAND or WINSTA mini
Connector field	Installation options	
-	on the table, under the table, on the cabinet, under the suspended cabinet	

EDGE S

EDGE S with sockets only, alternatively in combination of sockets, connector field and USB-C/A charging



Dimensions (mm)	Weight (g)	Product package (mm / kg)
180 × 90 × 72	1100	220 × 200 × 100 / 1,4
Number of sockets	USB-C/A 60W charging	Power cables
1 - 3	0-1	2.9m, ending with a plug 25cm WIELAND or WINSTA mini
Connector field	Installation options	
0 - 1	on the table, under the table, on the cabinet, under the suspended cabinet	

EDGE M

EDGE M with sockets only, alternatively in combination of sockets, connector field and USB-C/A charging



Dimensions (mm)	Weight (g)	Product package (mm / kg)
230 × 90 × 72	1220	360 × 200 × 100 / 1,4
Number of sockets	USB-C/A 60W charging	Power cables
2 - 4	0 - 2	2.9m, ending with a plug 25cm WIELAND or WINSTA mini
Connector field	Installation options	
0 - 1	on the table, under the table, on the cabinet, under the suspended cabinet	

COLOURS

EDGE is always offered as an all-painted panel, including the chosen mounting holder.



WHITE

white coating, finely textured surface, fitting RAL 9003



BLACK

black coating, resistant smooth matt surface, fitting RAL 9005



SILVER

silver metallic, resistant matt surface, fitting RAL 9006

TECHNICAL DETAILS

Main attributes for all sizes of panel EDGE

USB-C CHARGING SPECIFICATION

PowerDelivery protocol up to 60W

USB-A CHARGING SPECIFICATION

QuickCharge 3.0 (up to 5A)

SOCKETS

230V/10A (EU), 110V/10A (US)

POWER SUPPLY

110 - 250V, 10A

MATERIALS

dural, stainless steel, steel, ABS plastics (sockets)

INGRESS PROTECTION

IP22

AVAILABLE IN THIS VERSION FROM

2022

POWER CABLES

Panels are always supplied with integrated power cable.



Cable with standard plug type

2.9 meter long cable (not available for US standard)



WINSTA mini

25 cm long pigtail cable with connector (male, 2+PE, 10A)



WIELAND GST18i3

25 cm long pigtail cable with connector (male, 2+PE, 10A)

INSTALLATION OPTIONS

EDGE offers 5 types of installation. As standard, it is supplied for installation on the tabletop, the other versions (by adding the item below) replace it.

Before installing the EDGE panel, get familiar with the type of installation you have chosen. Two variants (stand-alone and variant on the desk) do not require drilling into the desk or furniture, while others require screw drilling into the panel's mounts.

INSTALLATION MANUAL

panconnect.eu/en/download/



DESK INSTALLATION

Two types of holders for different types of desks



TWO HOLDER HEIGHTS

EDGE includes a holder for desks with a total thickness of 10 - 25 mm, for thicker desks our higher holder (25 - 40 mm) must be used.



TWO TYPES OF INSTALLATION SCREWS

The screw provided with the Allen key is suitable for installations where the panel is permanently fixed (typically in offices). The hand-tightening screw is ideal for situations where the panel is used for flexible placement (typically in conference and training areas).




Position the panel on the edge of the table in the desired position, attach the holder until it clicks into place on the panel (magnetically), and tighten the screw. Connect it to the power socket.

SET FOR STAND-ALONE VERSION OF THE PANEL

with table top stand

BLACK	ED-VARM-5-B
WHITE	ED-VARM-5-W
SILVER	ED-VARM-5-S

Attach the supplied base until it clicks into place on the panel, and position the panel in the desired location. Connect it to the power socket.




SET FOR INSTALLATION ON THE FURNITURE

holder for screwing the panel with 4 screws

BLACK	ED-VARM-6-B
WHITE	ED-VARM-6-W
SILVER	ED-VARM-6-S

Place the supplied holder, measure the panel according to the required location, mark the holes for the screws. Screw the holder with the inserted panel.



SET FOR INSTALLATION UNDER THE DESK

holder for screwing and securing panel

BLACK	ED-VARM-7-B
WHITE	ED-VARM-7-W
SILVER	ED-VARM-7-S

Attach the supplied holder, measure the panel according to the desired placement, and mark the holes for screws. Screw the holder, along with the attached panel, into place.



SET FOR INSTALLATION UNDER KITCHEN CABINET

two-piece installation set, panel has rotated sockets

BLACK	ED-VARM-8-B
WHITE	ED-VARM-8-W
SILVER	ED-VARM-8-S

Attach the supplied holder, measure the panel according to the desired placement, and mark the holes for screws. Secure the holder itself by screwing it in. Attach and secure the panel using a screw.



STANDARD HOLDER WITH HEX KEY SCREW

This bracket is always supplied with the panel unless the accessory item is specified (see below). The accessory item replaces the original mounting bracket set. In the case of the installation under a kitchen counter, the sockets are also rotated 180°.



STANDARD HOLDER WITH HAND-TIGHTENING SCREW

for flexible EDGE installation

BLACK	ED-VARM-2-B
WHITE	ED-VARM-2-W
SILVER	ED-VARM-2-S



HIGH HOLDER WITH HEX KEY SCREW

for thicker desks

BLACK	ED-VARM-3-B
WHITE	ED-VARM-3-W
SILVER	ED-VARM-3-S



HIGH HOLDER WITH HAND-TIGHTENING SCREW

for thicker desks and for flexible EDGE installation


BLACK	ED-VARM-4-B
WHITE	ED-VARM-4-W
SILVER	ED-VARM-4-S





CONNECTOR FIELD


EDGE offers single connectors or their combinations in one field across all the panel sizes. Combinations of sockets-only or sockets with USB-C/A charging are available as well. If you need atypical connector combination, contact our customer support.





-  **HDMI**
HDMI 2.0b, 4K 60 Hz, to 18Gbps, 150 mm


-  **LAN Cat6A (RJ45)**
Cat6A S/FTP, to 500MHz, 10GBase-T, shielded housing, coupler


-  **USB-C**
USB-C 3.2 GEN 2, 10 Gbps, 150 mm


-  **USB-A**
USB-A 3.0 GEN 2, 5 Gbps, 150 mm


-  **2x LAN Cat6A (RJ45)**
Cat6A S/FTP, to 500MHz, 10GBase-T, shielded housing, coupler

-  **HDMI & LAN Cat6A (RJ45)**
HDMI 2.0b, 4K 60 Hz, do 18Gbps, 150 mm
Cat6A S/FTP, to 500MHz, 10GBase-T, shielded housing, coupler

-  **USB-C & HDMI**
USB-C 3.2 GEN 2, 10 Gbps, 150 mm
HDMI 2.0b, 4K 60 Hz, to 18Gbps, 150 mm

-  **USB-A & HDMI**
USB-A 3.0 GEN 2, 5 Gbps, 150 mm
HDMI 2.0b, 4K 60 Hz, to 18Gbps, 150 mm

-  **USB-C & LAN Cat6A (RJ45)**
USB-C 3.2 GEN 2, 10 Gbps, 150 mm
Cat6A S/FTP, to 500MHz, 10GBase-T, shielded housing, coupler

-  **USB-A & LAN Cat6A (RJ45)**
USB-A 3.0 GEN 2, 5 Gbps, 150 mm
Cat6A S/FTP, to 500MHz, 10GBase-T, shielded housing, coupler

LIST OF VARIANTS




EDGE XS, 2x SOCKET

BLACK	EDXS-2SC-B
WHITE	EDXS-2SC-W
SILVER	EDXS-2SC-S




EDGE XS, 1x SOCKET, USB-C/A CHARGING

BLACK	EDXS-1SC-1AC-B
WHITE	EDXS-1SC-1AC-W
SILVER	EDXS-1SC-1AC-S



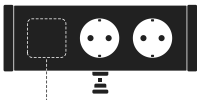
EDGE S, 3x SOCKET

BLACK	EDSS-3SC-B
WHITE	EDSS-3SC-W
SILVER	EDSS-3SC-S



EDGE S, 2x SOCKET, USB-C/A CHARGING

BLACK	EDSS-2SC-1AC-B
WHITE	EDSS-2SC-1AC-W
SILVER	EDSS-2SC-1AC-S



EDGE S, 2x SOCKET, CONNECTOR FIELD

Connector field contains one or two connectors - see below. They are equipped with pigtails in the indicated length and lead out of the panel.

HDMI 2.0b 4K 60Hz, (F-F, 150 mm)	
BLACK	EDSS-2SC-1H-B
WHITE	EDSS-2SC-1H-W
SILVER	EDSS-2SC-1H-S

RJ45 Cat6A S/FTP, 10GBase-T (F-F, coupler)	
BLACK	EDSS-2SC-1L-B
WHITE	EDSS-2SC-1L-W
SILVER	EDSS-2SC-1L-S

USB-C 3.2 gen2 10 Gbps (F-F, 150 mm)	
BLACK	EDSS-2SC-1C-B
WHITE	EDSS-2SC-1C-W
SILVER	EDSS-2SC-1C-S

USB-A 3.0, 5 Gbps, (F-F, 150 mm)	
BLACK	EDSS-2SC-1A-B
WHITE	EDSS-2SC-1A-W
SILVER	EDSS-2SC-1A-S

2x Cat6A S/FTP, 10GBase-T (F-F, coupler)	
BLACK	EDSS-2SC-2L-B
WHITE	EDSS-2SC-2L-W
SILVER	EDSS-2SC-2L-S

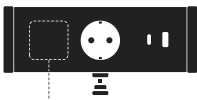
RJ45 Cat6A S/FTP + HDMI 4K 60Hz	
BLACK	EDSS-2SC-1HL-B
WHITE	EDSS-2SC-1HL-W
SILVER	EDSS-2SC-1HL-S

USB-C 3.2 gen2 + HDMI 4K 60Hz	
BLACK	EDSS-2SC-1HC-B
WHITE	EDSS-2SC-1HC-W
SILVER	EDSS-2SC-1HC-S

USB-A 3.0 + HDMI 4K 60Hz	
BLACK	EDSS-2SC-1HA-B
WHITE	EDSS-2SC-1HA-W
SILVER	EDSS-2SC-1HA-S

RJ45 Cat6A S/FTP + USB-C 3.2 gen2	
BLACK	EDSS-2SC-1CL-B
WHITE	EDSS-2SC-1CL-W
SILVER	EDSS-2SC-1CL-S

RJ45 Cat6A S/FTP + USB-A 3.0	
BLACK	EDSS-2SC-1AL-B
WHITE	EDSS-2SC-1AL-W
SILVER	EDSS-2SC-1AL-S



EDGE S, 1x SOCKET, USB-C/A CHARGING, CONNECTOR FIELD

Connector field contains one or two connectors - see below. They are equipped with pigtails in the indicated length and lead out of the panel.

HDMI 2.0b 4K 60Hz, (F-F, 150 mm)	
BLACK	EDSS-1SC-1AC-1H-B
WHITE	EDSS-1SC-1AC-1H-W
SILVER	EDSS-1SC-1AC-1H-S

RJ45 Cat6A S/FTP, 10GBase-T (F-F, coupler)	
BLACK	EDSS-1SC-1AC-1L-B
WHITE	EDSS-1SC-1AC-1L-W
SILVER	EDSS-1SC-1AC-1L-S

USB-C 3.2 gen2 10 Gbps (F-F, 150 mm)	
BLACK	EDSS-1SC-1AC-1C-B
WHITE	EDSS-1SC-1AC-1C-W
SILVER	EDSS-1SC-1AC-1C-S

USB-A 3.0, 5 Gbps, (F-F, 150 mm)	
BLACK	EDSS-1SC-1AC-1A-B
WHITE	EDSS-1SC-1AC-1A-W
SILVER	EDSS-1SC-1AC-1A-S

2x Cat6A S/FTP, 10GBase-T (F-F, coupler)	
BLACK	EDSS-1SC-1AC-2L-B
WHITE	EDSS-1SC-1AC-2L-W
SILVER	EDSS-1SC-1AC-2L-S

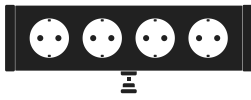
RJ45 Cat6A S/FTP + HDMI 4K 60Hz	
BLACK	EDSS-1SC-1AC-1HL-B
WHITE	EDSS-1SC-1AC-1HL-W
SILVER	EDSS-1SC-1AC-1HL-S

USB-C 3.2 gen2 + HDMI 4K 60Hz	
BLACK	EDSS-1SC-1AC-1HC-B
WHITE	EDSS-1SC-1AC-1HC-W
SILVER	EDSS-1SC-1AC-1HC-S

USB-A 3.0 + HDMI 4K 60Hz	
BLACK	EDSS-1SC-1AC-1HA-B
WHITE	EDSS-1SC-1AC-1HA-W
SILVER	EDSS-1SC-1AC-1HA-S

RJ45 Cat6A S/FTP + USB-C 3.2 gen2	
BLACK	EDSS-1SC-1AC-1CL-B
WHITE	EDSS-1SC-1AC-1CL-W
SILVER	EDSS-1SC-1AC-1CL-S

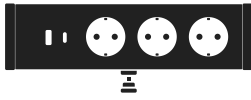
RJ45 Cat6A S/FTP + USB-A 3.0	
BLACK	EDSS-1SC-1AC-1AL-B
WHITE	EDSS-1SC-1AC-1AL-W
SILVER	EDSS-1SC-1AC-1AL-S



EDGE M, 4x SOCKET

BLACK
WHITE
SILVER

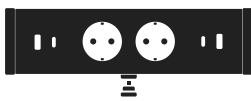
EDMS-4SC-B
EDMS-4SC-W
EDMS-4SC-S



EDGE M, 3x SOCKET, USB-C/A CHARGING

BLACK
WHITE
SILVER

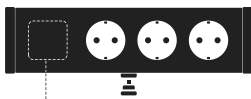
EDMS-3SC-1AC-B
EDMS-3SC-1AC-W
EDMS-3SC-1AC-S



EDGE M, 2x SOCKET, 2x USB-C/A CHARGING

BLACK
WHITE
SILVER

EDMS-2SC-2AC-B
EDMS-2SC-2AC-W
EDMS-2SC-2AC-S



EDGE M, 3x SOCKET, CONNECTOR FIELD

Connector field contains one or two connectors - see below. They are equipped with pigtails in the indicated length and lead out of the panel.

HDMI 2.0b 4K 60Hz, (F-F, 150 mm)

BLACK	EDMS-3SC-1H-B
WHITE	EDMS-3SC-1H-W
SILVER	EDMS-3SC-1H-S

RJ45 Cat6A S/FTP, 10GBase-T (F-F, coupler)

BLACK	EDMS-3SC-1L-B
WHITE	EDMS-3SC-1L-W
SILVER	EDMS-3SC-1L-S

USB-C 3.2 gen2 10 Gbps (F-F, 150 mm)

BLACK	EDMS-3SC-1C-B
WHITE	EDMS-3SC-1C-W
SILVER	EDMS-3SC-1C-S

USB-A 3.0, 5 Gbps, (F-F, 150 mm)

BLACK	EDMS-3SC-1A-B
WHITE	EDMS-3SC-1A-W
SILVER	EDMS-3SC-1A-S

2x Cat6A S/FTP, 10GBase-T (F-F, coupler)

BLACK	EDMS-3SC-2L-B
WHITE	EDMS-3SC-2L-W
SILVER	EDMS-3SC-2L-S

RJ45 Cat6A S/FTP + HDMI 4K 60Hz

BLACK	EDMS-3SC-1HL-B
WHITE	EDMS-3SC-1HL-W
SILVER	EDMS-3SC-1HL-S

USB-C 3.2 gen2 + HDMI 4K 60Hz

BLACK	EDMS-3SC-1HC-B
WHITE	EDMS-3SC-1HC-W
SILVER	EDMS-3SC-1HC-S

USB-A 3.0 + HDMI 4K 60Hz

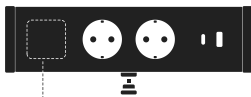
BLACK	EDMS-3SC-1HA-B
WHITE	EDMS-3SC-1HA-W
SILVER	EDMS-3SC-1HA-S

RJ45 Cat6A S/FTP + USB-C 3.2 gen2

BLACK	EDMS-3SC-1CL-B
WHITE	EDMS-3SC-1CL-W
SILVER	EDMS-3SC-1CL-S

RJ45 Cat6A S/FTP + USB-A 3.0

BLACK	EDMS-3SC-1AL-B
WHITE	EDMS-3SC-1AL-W
SILVER	EDMS-3SC-1AL-S



EDGE M, 2x SOCKET, USB-C/A CHARGING, CONNECTOR FIELD

Connector field contains one or two connectors - see below. They are equipped with pigtails in the indicated length and lead out of the panel.

HDMI 2.0b 4K 60Hz, (F-F, 150 mm)

BLACK	EDMS-2SC-1AC-1H-B
WHITE	EDMS-2SC-1AC-1H-W
SILVER	EDMS-2SC-1AC-1H-S

RJ45 Cat6A S/FTP, 10GBase-T (F-F, coupler)

BLACK	EDMS-2SC-1AC-1L-B
WHITE	EDMS-2SC-1AC-1L-W
SILVER	EDMS-2SC-1AC-1L-S

USB-C 3.2 gen2 10 Gbps (F-F, 150 mm)

BLACK	EDMS-2SC-1AC-1C-B
WHITE	EDMS-2SC-1AC-1C-W
SILVER	EDMS-2SC-1AC-1C-S

USB-A 3.0, 5 Gbps, (F-F, 150 mm)

BLACK	EDMS-2SC-1AC-1A-B
WHITE	EDMS-2SC-1AC-1A-W
SILVER	EDMS-2SC-1AC-1A-S

2x Cat6A S/FTP, 10GBase-T (F-F, coupler)

BLACK	EDMS-2SC-1AC-2L-B
WHITE	EDMS-2SC-1AC-2L-W
SILVER	EDMS-2SC-1AC-2L-S

RJ45 Cat6A S/FTP + HDMI 4K 60Hz

BLACK	EDMS-2SC-1AC-1HL-B
WHITE	EDMS-2SC-1AC-1HL-W
SILVER	EDMS-2SC-1AC-1HL-S

USB-C 3.2 gen2 + HDMI 4K 60Hz

BLACK	EDMS-2SC-1AC-1HC-B
WHITE	EDMS-2SC-1AC-1HC-W
SILVER	EDMS-2SC-1AC-1HC-S

USB-A 3.0 + HDMI 4K 60Hz

BLACK	EDMS-2SC-1AC-1HA-B
WHITE	EDMS-2SC-1AC-1HA-W
SILVER	EDMS-2SC-1AC-1HA-S

RJ45 Cat6A S/FTP + USB-C 3.2 gen2

BLACK	EDMS-2SC-1AC-1CL-B
WHITE	EDMS-2SC-1AC-1CL-W
SILVER	EDMS-2SC-1AC-1CL-S

RJ45 Cat6A S/FTP + USB-A 3.0

BLACK	EDMS-2SC-1AC-1AL-B
WHITE	EDMS-2SC-1AC-1AL-W
SILVER	EDMS-2SC-1AC-1AL-S

SAFETY & RECYCLATION



PANCONNECT declares that panel MOVE complies with Low voltage directive 2014/35/EU and EMC directive 2014/30/EU. Testing has been made according to EN 50491-5-1:2010 and EN 50491-5-2:2010 standards.



All products from PANCONNECT are intended for upgrade or recycling in accordance with the company's policy. Before the disposal of this panel comes up, please verify if this product can or cannot be upgraded or overhauled. If it's not possible, kindly arrange the disposal in accordance with valid EU directives.



This product belongs to WASTE ELECTRICAL AND ELECTRONIC EQUIPMENT (WEEE) category so the disposal is possible only in accordance with this WEEE Directive 2012/19/EU. It cannot be part of the municipal waste. For more information please check www.asekol.cz | info@asekol.cz

ABOUT THE MANUFACTURER



PANCONNECT s.r.o.
Olomoucká 601/51, 618 00 Brno
Pobřežní 249/46, 186 00 Praha
ID: 29265703, VAT ID: CZ29265703

sales@panconnect.eu, +420 603 575 486
support@panconnect.eu, +420 731 145 272
web: www.panconnect.eu
portal and configurator: pro.panconnect.eu