



BASICS

FLOPIQ



FLOPIQ offers a simple and durable solution for both work and conference tables with an extremely easy installation into a single drilled hole. Thanks to its minimal footprint, FLOPIQ is ideal for small meeting rooms, huddle spaces, as well as work desks requiring retractable cables in offices, coworking spaces, and home offices. The S size is passive and focuses on efficient cable management on the table, while the L size is always active and is equipped with one or two sockets and/or a USB-C/A charging.

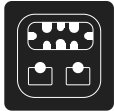
- Easy one-hole installation (100 or 120mm)
- Designed for various pull-out cables
- Available with USB-A QC & USB-C 60W PD
- Standard and Flush installation possible
- Full metal construction with durable coating
- Supports wide range of socket standards



FRENCH type E SCHUKO type F UNI-VERSAL ITALY type L DENMARK type K SWISS type J GB type G US type B

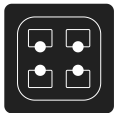
FLOPIQ S

FLOPIQ S in configuration with 2 pull out cables and one multicable grommet for passing the cables through (display, microphone, phone)



Dimensions (mm)	Weight (g)	Product package (mm / kg)
110 × 110 × 48	410	180 × 180 × 120 / 0,5
Number of sockets	USB-C/A 60W charging	Power cables
-	-	-
Number of cables	Grommet	CUT-OUT (mm)
2x PASS-THRU (optionally PULL-OUTs)	YES, up to 8 cables	100, drilled

FLOPIQ S in configuration with 4 pull out cables that provides effective cable management and different PULL-OUT cables combinations.



Dimensions (mm)	Weight (g)	Product package (mm / kg)
110 × 110 × 48	390	180 × 180 × 120 / 0,5
Number of sockets	USB-C/A 60W charging	Power cables
-	-	-
Number of cables	Grommet	CUT-OUT (mm)
4x PASS-THRU (optionally PULL-OUTs)	-	100, drilled

FLOPIQ L

FLOPIQ L with a socket, USB-C/A 60 W charging and 1 pull out cable (PASS-THRU, optionally PULL-OUT)



Dimensions (mm)	Weight (g)	Product package (mm / kg)
128 × 128 × 84	990	180 × 180 × 120 / 1,2
Number of sockets	USB-C/A 60W charging	Power cables
1	1	2.9m, ending with a plug 25cm WIELAND or WINSTA mini
Number of cables	Grommet	CUT-OUT (mm)
1x PASS-THRU (optionally PULL-OUT)	-	120, drilled

FLOPIQ L with a socket, USB-C/A 60 W charging and 2 pull out cables (PASS-THRU, optionally PULL-OUT)



Dimensions (mm)	Weight (g)	Product package (mm / kg)
128 × 128 × 84	990	180 × 180 × 120 / 1,2
Number of sockets	USB-C/A 60W charging	Power cables
1	1	2.9m, ending with a plug 25cm WIELAND or WINSTA mini
Number of cables	Grommet	CUT-OUT (mm)
2x PASS-THRU (optionally PULL-OUTs)	-	120, drilled

COLOURS

FLOPIQ is always offered as an all-painted panel including bottom cover and a mounting frame .

 **WHITE**
white coating, finely textured surface, fitting RAL 9003

 **BLACK**
black coating, resistant smooth matt surface, fitting RAL 9005

 **SILVER**
silver metallic, resistant matt surface, fitting RAL 9006

TECHNICAL DETAILS

Main attributes for all sizes of panel FLOPIQ

USB-C CHARGING SPECIFICATION
PowerDelivery Protocol up to 60W

USB-A CHARGING SPECIFICATION
QuickCharge 3.0 (up to 5A)

SOCKETS
230V/10A (EU), 110V/10A (US)

POWER SUPPLY
110 - 250V, 10A


MATERIALS
dural, stainless steel, steel, ABS plastics (sockets)

INGRESS PROTECTION
IP22

AVAILABLE IN THIS VERSION FROM
2023

POWER CABLES

Panels are always supplied with integrated power cables.

 **Cable with standard plug type**
2.9 meter long cable (not available for US standard)

 **WINSTA mini**
25 cm long pigtail cable with connector (male, 2+PE, 10A)

 **WIELAND GST18i3**
25 cm long pigtail cable with connector (male, 2+PE, 10A)

MULTICABLE GROMMET

Variant S can contain multicable grommet for passing the cables through the desk (usually monitor or control display cable)



Magnetic insert with space for single cables

Size of the grommet is 54 x 25 mm, it is equipped with hidden magnets for easy manipulation with insert after passing the cables through (from the upper side)



Grommet's insert is painted in the colour of the panel.

3mm thickness ensures easy manipulation and safe cable management:

3x cables (diameter up to 8 mm)

5x cables (diameter up to 5 mm)

CABLE INTEGRATION IN FLOPIQ

FLOPIQ is always equipped with an insert for the cable positions and an under table holder for the other end of the cable.

CABLE INSERT AND UNDER TABLE HOLDER

The cable PASS-THRU allows for easy and gentle cable threading through the panel, whether it's passive cables threaded through the panel or user-retractable cables.

The cable insert is easily inserted and secured with a single screw from the bottom after threading the cable through.

Cable holder under the desk for cable length set up



EXTENDED OPTIONS FOR CABLE POSITIONS



INDIVIDUAL CABLE

The cable recommended by us in the given standard.



PASS-THRU BAG

Textile soft custom-made 33 cm bag in black with a metal holder linked to the panel's cable holder. It is provided as an accessory item.



PULL-OUT WITH PULLEY

Textile soft-sewn 65 cm bag (available in black or grey) with a metal holder connected to the panel's cable holder and a versatile pulley suitable for various types of cables.



PULL-OUT WITH PULLEY AND CABLE

PULL-OUT with a cable of your choice (options listed below).

INDIVIDUAL CABLES FOR PASS THRU INTEGRATION

Cable installation is possible before or after the panel is installed in the table. The cable can be fixed according to the desired length using the cable holder on the panel.



Cable HDMI 1.4 (MALE-MALE), 4K 30Hz, awg32/22

HDMI (M-M), 2M
HDMI (M-M), 3M

ACA-HMHM-20
ACA-HMHM-30



Cable HDMI 1.4 (MALE-FEMALE), 4K 30Hz, awg32/22

HDMI (M-F), 2M

ACA-HMHF-20



Cable CAT6 RJ45 (MALE-MALE), UTP, AWG26/7

LAN Cat6 (M-M), 2M
LAN Cat6 (M-M), 3M

ACA-LMLM-20
ACA-LMLM-30



Cable USB3.0 (MALE-FEMALE), 5Gbps, AWG28/28, 9 pin

USB-A (M-F), 2M
USB-A (M-F), 3M

ACA-AMAF-20
ACA-AMAF-30



Cable USB-C (MALE-MALE), 3.2 gen1, 10 Gbps

USB-C (M-M), 2M
USB-C (M-M), 3M

ACA-CMCM-20
ACA-CMCM-30



Cable USB-C (MALE-FEMALE), 3.2 gen1, 10 Gbps

USB-C (M-F), 2M

ACA-CMCF-20



Cable with Apple Lightning connector/USB-C (MALE-MALE)

LIGHTNING/USB-C (M-M), 2M

ACA-LMCM-20



Cable with Apple Lightning connector/ USB-A (MALE-MALE)

LIGHTNING/USB-A (M-M), 2M

ACA-LMAM-20



Cable with integrated switcher USB-C/HDMI (MALE-MALE)

USB-C/HDMI (M-M), 2M

ACA-CMHM-20



Soft fabric bag for PASS-THRU cable position (linked to the panel)

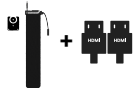
PASS-THRU BAG, no cable

BLACK

APT-BAG-B


PULL-OUT CABLE SYSTEM FOR INTEGRATION INTO PASS-THRU IN PANEL

Individually packaged, the PULL-OUT comes with a bracket for attaching to the panel and a pulley for either using your own cable or already equipped with the chosen cable from the manufacturer.



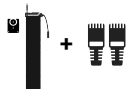
PULL-OUT with cable HDMI 1.4 (MALE-MALE), 4K 30Hz, awg32/22

PULL-OUT & HDMI (M-M), 2M	BLACK	APO-HMHM-20-B
PULL-OUT & HDMI (M-M), 2M	GREY	APO-HMHM-20-G
PULL-OUT & HDMI (M-M), 3M	BLACK	APO-HMHM-30-B
PULL-OUT & HDMI (M-M), 3M	GREY	APO-HMHM-30-G




PULL-OUT with cable HDMI 1.4 (MALE-FEMALE), 4K 30Hz, awg32/22

PULL-OUT & HDMI (M-F), 2M	BLACK	APO-HMHF-20-B
PULL-OUT & HDMI (M-F), 2M	GREY	APO-HMHF-20-G




PULL-OUT with cable CAT6 RJ45 (MALE-MALE), UTP, AWG26/7

PULL-OUT & LAN Cat6 (M-M), 2M	BLACK	APO-LMLM-20-B
PULL-OUT & LAN Cat6 (M-M), 2M	GREY	APO-LMLM-20-G
PULL-OUT & LAN Cat6 (M-M), 3M	BLACK	APO-LMLM-30-B
PULL-OUT & LAN Cat6 (M-M), 3M	GREY	APO-LMLM-30-G



PULL-OUT with cable USB3.0 (MALE-FEMALE), 5Gbps, AWG28/28, 9 pin

PULL-OUT & USB-A (M-F), 2M	BLACK	APO-AMAF-20-B
PULL-OUT & USB-A (M-F), 2M	GREY	APO-AMAF-20-G
PULL-OUT & USB-A (M-F), 3M	BLACK	APO-AMAF-30-B
PULL-OUT & USB-A (M-F), 3M	GREY	APO-AMAF-30-G



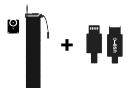
PULL-OUT with cable USB-C (MALE-MALE), 3.2 gen1, 10 Gbps

PULL-OUT & USB-C (M-M), 2M	BLACK	APO-CMCM-20-B
PULL-OUT & USB-C (M-M), 2M	GREY	APO-CMCM-20-G
PULL-OUT & USB-C (M-M), 3M	BLACK	APO-CMCM-30-B
PULL-OUT & USB-C (M-M), 3M	GREY	APO-CMCM-30-G



PULL-OUT with cable USB-C (MALE-FEMALE), 3.2 gen1, 10 Gbps

PULL-OUT & USB-C (M-F), 2M	BLACK	APO-CMCF-20-B
PULL-OUT & USB-C (M-F), 2M	GREY	APO-CMCF-20-G



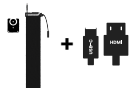
PULL-OUT with cable connector Apple Lightning na USB-C (MALE-MALE)

PULL-OUT & LIGHTNING/USB-C (M-M), 2M	BLACK	APO-LMCM-20-B
PULL-OUT & LIGHTNING/USB-C (M-M), 2M	GREY	APO-LMCM-20-G



PULL-OUT with cable connector Apple Lightning / USB-A (MALE-MALE)

PULL-OUT & LIGHTNING /USB-A (M-M), 2M	BLACK	APO-LMAM-20-B
PULL-OUT & LIGHTNING/USB-A (M-M), 2M	GREY	APO-LMAM-20-G



PULL-OUT with cable USB-C / HDMI (MALE-MALE)

PULL-OUT & USB-C/HDMI (M-M), 2M	BLACK	APO-HMHF-20-B
PULL-OUT & USB-C/HDMI (M-M), 2M	GREY	APO-HMHF-20-G



PULL-OUT WITH PULLEY (no cable)

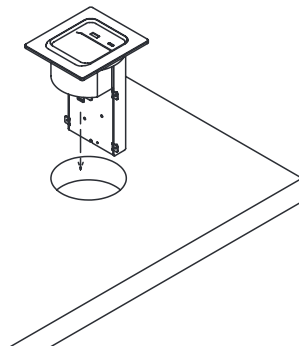
PULL-OUT BAG with pulley, BLACK		APO-BAG-B
PULL-OUT BAG with pulley, GREY		APO-BAG-G

INSTALLATION INSTRUCTION

FLOPIQ is installed in all sizes using the same single drill hole system in the desk

In order to install FLOPIQ, you will require only a round drill with a diameter of 100mm or 120mm depending on the model (Ø100mm or Ø120). It is worth noting that the installation process is also compatible with CNC milling.

- 1 | Install all the cables to the panel
- 2 | Cut the hole in the desk
- 3 | Put the panel through the hole, place the frame from the bottom part of the panel and tighten the screws (selected based on the thickness of the desk)
- 4 | Clip on PASS-THRU BAG or PULL-OUT from under the table
- 5 | Plug the panel into the electrical outlet



PRODUCT PACKAGE

Panel FLOPIQ with power cable, mounting frame, mounting screws

THICKNESS OF THE DESK

10 - 40 mm (possibility up to 60 mm with custom screws , not part of a standard package)

INSTALLATION MANUAL

panconnect.eu/en/download/



SAFETY & RECYCLATION



PANCONNECT declares that panel FLOPIQ complies with Low voltage directive 2014/35/EU and EMC directive 2014/30/EU. Testing has been made according to EN 50491-5-1:2010 and EN 50491-5-2:2010 standards.



All products from PANCONNECT are intended for upgrade or recycling in accordance with the company's policy. Before the disposal of this panel comes up, please verify if this product can or cannot be upgraded or overhauled. If it's not possible, kindly arrange the disposal in accordance with valid EU directives.



This product belongs to WASTE ELECTRICAL AND ELECTRONIC EQUIPMENT (WEEE) category so the disposal is possible only in accordance with this WEEE Directive 2012/19/EU. It cannot be part of the municipal waste. For more information please check www.asekol.cz | info@asekol.cz

ABOUT THE MANUFACTURER



PANCONNECT s.r.o.
Olomoucká 601/51, 618 00 Brno
Pobřežní 249/46, 186 00 Praha
ID: 29265703, VAT ID: CZ29265703

sales@panconnect.eu, +420 603 575 486
support@panconnect.eu, +420 731 145 272
web: www.panconnect.eu
portal and configurator: pro.panconnect.eu